





Soma Rokit™ : The Perfect Standard Chairsm

	Mid-height Back	Tall Back
<p>These SomaRokit™ Chairs include our state-of-the-art synchronous recline E mechanism that allows you to recline without adjusting anything. But unlike other top chairs the Rokit™ doesn't stop there. The SomaRokit™ also includes lockable independent back angle adjustment, so you can achieve optimal support. Also standard are seat and backrest height <u>and</u> seat depth adjustment and an easy to reach tension adjustment. Quick release backrest height adjustment is available or Standard Ratchet adjustable as shown. Also included are height and width adjustable pivoting armrests with safety lock. Everything you need to easily get the support and comfort you deserve.</p>		
SMALL 16"d x 18"w seat (Best for people < 5'-5" & 115#)	SC.E.2.MJn2.RB.LKt.N26.APUD	SC.E.2.TJs2.RB.LK.N26.APUD
		
MEDIUM 18.5"d x 20"w seat (for people < 5'-11" & 185 lbs)	SC.E.4.MJx2.RB.LS.N26.APUD	SC.E.4.TJt2.RB.LS.N26.APUD
with Arms in Grade 1 Fabric:	\$883.00	\$943.00
with Grade 2 Fabric - Teknit add \$50:	\$933.00	\$993.00
Grade 3 Fabric - Brisa/Faux Leather add \$100:	\$983.00	\$1,043.00
Grade L Fabric - Premium Leather add \$550:	\$1,433.00	\$1,493.00
LARGE 20"d x 22.5"w seat (Best for people < 6'-3" 250 lbs)	SC.E.6.MJx2.RB.LSt.A28.APF	SC.E.6.TJt2.RB.LSt.A28.APF
For Large add \$100 to medium size prices, eg. Grade 1 Fabric:	\$983.00	\$1,043.00
Standard Available Options		
Memory Foam Seat (M)		\$85.00
Air Seat (AR) best option for long term sitting		\$135.00
Contoured Seat (CT) best option for larger users		\$15.00
Adjustable Lumbar (BrAL) best for multiple users		\$69.00
Neck Pillow (NP) best for full reclining neck support		\$55.00
Soft casters for hard floors (CS)		\$20.00
Upholstered soft pads (AF)		\$48.00
Width and depth Adjustable Sliding urethane pads (US)		\$30.00
Hvy Duty 28" dia Aluminum Base (included in Large size chair)		\$100.00
Other options and smaller, larger & deeper seats available for different proportions		
For more information call Soma at 800-836-9130 or 209-537-8031		

